

Portables line

ICON PETROL



CONTACT US

CERTIFICATION: CE UNI EN ISO 9001:2015





Technical data

Type of gas	Breathing air EN 12021 - Nitrox 40% max O2 - Helium - Nitrogen
Intake pressure	Atmospheric max 300 mbar
Nominal pressure	230 bar / 330 bar
Filling pressure	230 bar / 330 bar
Max working pressure	330 bar
Permissible ambient temperature range	-10° C ÷ +40° C
Permissible altitude	0 ÷ 2.000 m SLM
Max permissible tilt	6°
Design	Basic
Oil	Synthetic Coltri Oil ST 755
Oil change interval	Every year / 1.000 h
Frame	Steel 1,5 mm thickness - colour RAL 9005 - Powder coating painting - scratch proof

Compressor

	100 SH	100 SK
Charging rate <small>Measured during 10 liters cylinder filling from 0-200 bar tolerance +/- 5% at + 20 ° C ambient temperature.</small>	100 l/min	100 l/min
Purification System	Eco-filter	
Cooling air flow, min.	990 m³/h	
Weight <small>Standard model. Weight and dimensions may vary depending on accessories.</small>	37 kg 81.8 lb	37 kg 81.8 lb
Dimensions (W x D x H)	78 x 32 x 35 cm - 30.7 x 12.5 x 13.7 in	

Engine

	100 SH	100 SK
Power	4,3 kW, 5.7 Hp	4,1 kW, 5.5 Hp
Type	Honda GP 200	Kohler 265
Speed (RPM)	3.600	

Dimensions

Width 78 cm (30.70")

Depth 32 cm (12.59")

Height 35 cm (13.77")



Dry weight

ICON 100 SH

37 kg (81.6 lb)


ICON 100 SK

37 kg (81.6 lb)




Machine parts

- | | | |
|---------------------|--------------------------|---------------------------------|
| 1 Frame | 7 Safety mesh | 13 Fuel tank |
| 2 Pressure gauge | 8 Anti-vibration devices | 14 Combustion engine air filter |
| 3 Engine motor | 9 Cooling fan | 15 Combustion engine muffler |
| 4 Pumping unit | 10 Belt | 16 Safety valve |
| 5 Oil filler cap | 11 Purification system | 17 Condensate discharge |
| 6 Intake air filter | 12 Condensate separator | |




1.
 Splash lubrication
 with rod pin
 immersed in oil



2.
Suction filter:
10 µ micron



3.
Pipes, fittings and nuts
in stainless steel




4.
Aluminium crankcase
machined on horizontal
CNC machine to ensure
maximum precision




5.
Forged aluminum
connecting rods



6.
Forged steel crankshaft
with hardened rings




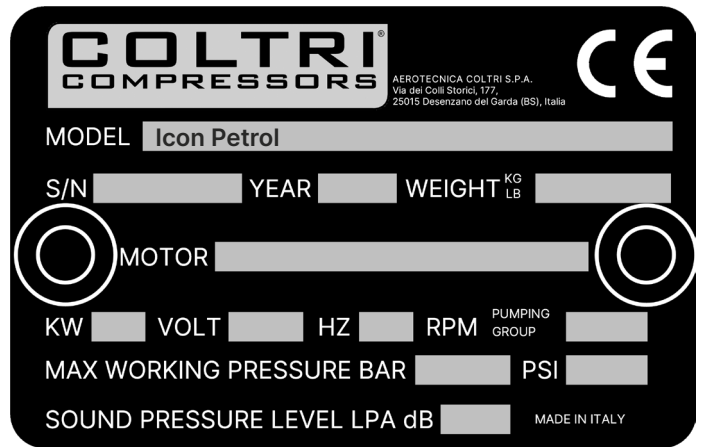
7.
Safety valve
on the third stage



8. Final safety valve PED certified




9. Identification label



Compressor block GP 100 (ex MCH 6)


	100 SH	100 SK
Charging rate		
Measured during 10 liters cylinder filling from 0-200 bar tolerance +/- 5% at + 20 ° C ambient temperature.	100 l/min	100 l/min
Speed RPM	2.800	
Number of stages	4	
Number of cylinders	4	
Cylinder bore 1st stage	78 mm	
Cylinder bore 2nd stage	38 mm	
Cylinder bore 3rd stage	19 mm	
Cylinder bore 4th stage	9,7 mm	
Stroke	13,5 mm	
Direction of rotation (from flywheel side)	Right - clockwise	
Drive type	V-belt A type	
Intermediate pressure 1st stage	~ 4,5 bar	
Intermediate pressure 2nd stage	~ 16 bar	
Intermediate pressure 3rd stage	~ 75 bar	
Amount of oil	600 cc/ml	
Intake pressure	1,3 bar _a – 300 millibar	



Standard equipment

Purification system ECO-FILTER

ECO-FILTER disposable cartridge




Purification system	Eco-Filter
Operating pressure (Standard)	230 bar / 300 bar
Operating pressure max. (PS)	360 bar
Processable air capacity (air inlet temperature in the filter 20° C at 300 bar) ¹	210 m ³

¹ When using a filter cartridge without HOPCALITE CO CATALYST.

When using a cartridge with CO-removal, the processable air capacity is reduced by ca. 20%.

Separator system

- Final separator for removal of oil/water condensate
- Final safety valve, mounted on the separator housing



Contamination	Maximum content as per DIN EN 12021:2014	Air quality*
H ₂ O	25 mg/m ³	≤ 10 mg/m ³
CO	5 ppm(v)	≤ 4
CO ₂	500 ppm(v)	≤ 500
Oil	0,5 mg/m ³	≤ 0,5 mg/m ³

* Measured at our facility using ASCO HORA 160 ANALYZER.

1 Only with special filter cartridge with HOPCALITE CO CATALYST. and up to a maximum concentration of 25 ppm CO in intake air.
The compressed clean breathing air then contains a maximum of 5 ppm CO.

2 The level of CO₂ in the intake air must not exceed the maximum level of CO₂ as per EN 12021:2014

3 Reported values exceed ISO 8573-1 standards.

Filling connections

1 filling connection to choose from: DIN 232 bar - INT and DIN 300 bar.




Filling connection DIN 232 bar
COD. 6-05-024



Filling connection INT
COD. 6-05-025

Filling device	DIN 232 bar
Nominal pressure (PN)	250 bar
Valve design	Filling valve with cylinder connector G 5/8" according to EN 144-2 and 477 PN232



Filling connection DIN 300 bar
COD. 6-05-024/300

Filling device	DIN 300 bar
Nominal pressure (PN)	330 bar
Valve design	Filling valve with integrated ventilation, with cylinder connector G 5/8" according to EN 144-2 and 477 PN232

Optional

Autostop

Compressor automatically shuts off when it reaches final pressure.


Composed of:

1 x Pressure switch

- 230 bar - COD. SC000521/232
(Safety valve 250 bar)
- 300 bar - COD. SC000521/300
(Safety valve 330 bar)



ASSEMBLY INSTRUCTIONS



COD. SC000521/232 - SC000521/300










Digital hour meter

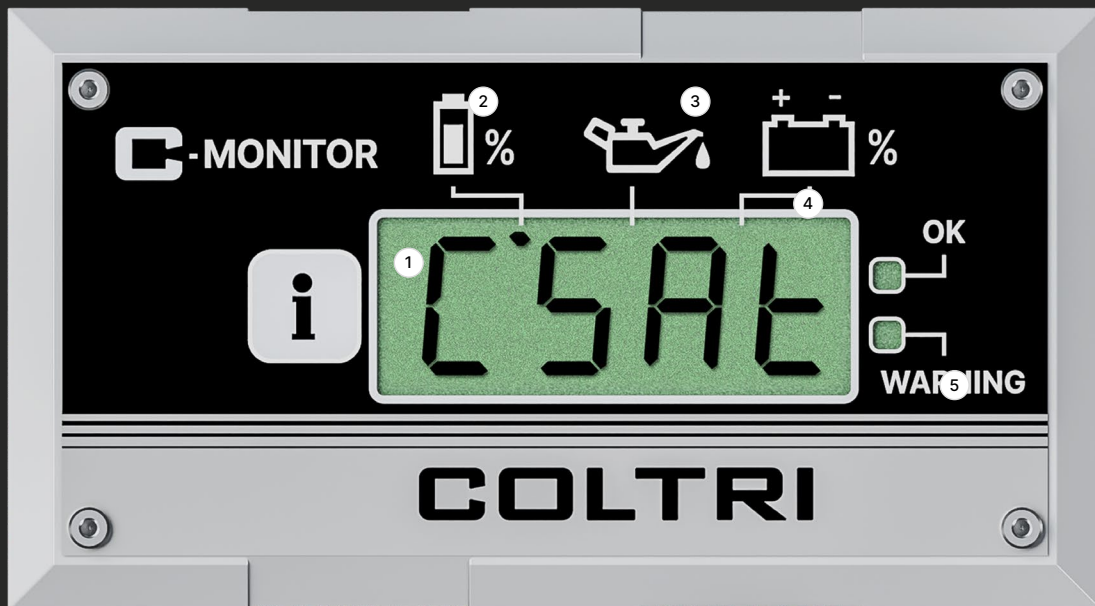


COD. 13-04-0210

C - Monitor

Final filter monitoring system, oil change and technical interface.

The interface consists of an LCD display, a button  and two indicators (, ). The decimal points next to the digits are indicator lights to indicate alarms or warnings in progress. Each dot is associated with an explanatory icon (, , ). The icon  indicates an alarm condition while the symbol  indicates normal operation. Press the button  to scroll through the different functions of the menu. When pressed, the function is displayed the function and after two 2 seconds the related data.



COD. SC001200

- 1 Display
- 2 Cartridge saturation
- 3 Service indication
- 4 Battery charge level
- 5 Operation indicator

Remote suction hose kit

1/2" adapter.
Hose length 3 meters.
Tube diameter 20 mm.



COD. HC010302

Suction filter cartridge



COD. SC000345

Pressure maintaining valve

Mandatory use of DRV filling connection



COD. 6-05-015-VMP-R

Filling connections optional

DRV DIN 232 bar



COD. DRV232

DRV DIN 300 bar



COD. DRV300

Filling connection INT




COD. RE100350

Aerotecnica Coltri S.p.A.

Via dei Colli Storici, 177
25015 Desenzano del Garda
Brescia - Italy

Ph. +39 030 9910301
+39 030 9910297

info@coltri.com



coltri.com



COLTRI
THE ITALIAN COMPRESSOR